

Blowers Green Primary: School at Home **Year 2**

Week 1: Tuesday 31st March 2020



E-mail: yeartwo@blowers.dudley.sch.uk

Good morning Class 2!

Below are your 'School at Home' tasks for today along with any links and resources which will help you to complete your home learning.

You can e-mail any questions you might have to the e-mail address above



Some supporting materials and tasks are at the bottom (after the table below). Keep scrolling down to find them!

Good luck and well done for continuing your learning and working so hard!
We can't wait to see your work.

Mrs Potter & Miss Pylypiak-Clancy

P.S

Remember, you also have your challenges to work on!

Subject	Task																																													
Maths	<p>Warm your maths brains up today by:</p> <ul style="list-style-type: none">Practice your 2x, 3x, 5x and 10x tables on times table rock stars.Practice doubling numbers using the link below. Start on doubles to 10 and work up to doubles from 50, then 100 if you can. <p>https://www.topmarks.co.uk/maths-games/hit-the-button</p> <div><p>Number Range</p><ul style="list-style-type: none"> Doubles to 10 Doubles from 5 to 15 Doubles from 10 to 20 Doubles to 50 Doubles from 50 to 100</div>																																													
	<p>Shape</p> <p>Write your answers in your yellow book.</p> <p>Yesterday we asked you to record the names of some 2D shapes and how many vertices and edges they each have.</p> <p>First, double check that you got these correct using the sheet below.</p> <table><tr><th>Name</th><th></th><th>Sides</th><th>Vertices</th></tr><tr><td>triangle</td><td></td><td>3</td><td>3</td></tr><tr><td>circle</td><td></td><td>1</td><td>0</td></tr><tr><td>square</td><td></td><td>4</td><td>4</td></tr><tr><td>rectangle</td><td></td><td>4</td><td>4</td></tr><tr><td>pentagon</td><td></td><td>5</td><td>5</td></tr><tr><td>hexagon</td><td></td><td>6</td><td>6</td></tr><tr><td>oval</td><td></td><td>1</td><td>0</td></tr><tr><td>rhombus</td><td></td><td>4</td><td>4</td></tr></table> <p>Today your task is go on a shape hunt. How many of the shapes above can you find in your home? Record your answers in a table. You could record it like this.</p> <div><table><tr><th>Shape</th><th>What I found</th><th>How I know</th></tr><tr><td>rectangle</td><td>ipad</td><td>It has 2 long sides/edges and 2 short.</td></tr><tr><td>circle</td><td>coaster</td><td>It has 1 curved edge and no vertices</td></tr></table></div>	Name		Sides	Vertices	triangle		3	3	circle		1	0	square		4	4	rectangle		4	4	pentagon		5	5	hexagon		6	6	oval		1	0	rhombus		4	4	Shape	What I found	How I know	rectangle	ipad	It has 2 long sides/edges and 2 short.	circle	coaster	It has 1 curved edge and no vertices
Name		Sides	Vertices																																											
triangle		3	3																																											
circle		1	0																																											
square		4	4																																											
rectangle		4	4																																											
pentagon		5	5																																											
hexagon		6	6																																											
oval		1	0																																											
rhombus		4	4																																											
Shape	What I found	How I know																																												
rectangle	ipad	It has 2 long sides/edges and 2 short.																																												
circle	coaster	It has 1 curved edge and no vertices																																												

Challenge:

Fill in the missing shape to complete the pattern.



Explain your reasoning.

Phonics

Go to the website <https://www.phonicsplay.co.uk/>

Use the free login provided on the site to login here

A screenshot of the Phonics Play website. At the top, there's a cartoon character of a man with a red first aid kit. Below it, a message says: "Username: march20 Password: home. We are currently very close to completing a n tablets. We will therefore also ensure that it is apologies in advance for any areas of the site accessed here: newphonicsplay.co.uk. Our aim to ensure that existing subscribers or closures are over and the site returns to norm subscription. If you haven't already discovered www.phonics at a time when you can't physically exchange We wish you good health and all the very bes". Below the message, there's a row of colorful cartoon characters: a blue robot named Bob, a grey alien, a brown squirrel, a green frog, a red bird, and a yellow rocket. At the bottom, there's a login form with fields for "Username: march20" and "Password: ****", and a "SUBSCRIBE TO" button. A purple arrow points from the login form to the "SUBSCRIBE TO" button.

Click on your phase.

Now choose a few games to play.

Phase 1


Phase 2

Phase 3

Phase 4

Phase 5


Phase 6



PICNIC on PLUTO

A version of 'Buried Treasure'. Blend to read the words on the snacks. Are they real or fake? Great for: Practising blending

Teaching ideas for this resource




ROCKET RESCUE

Phase 3

Repair the broken rocket by correctly spelling ten words. Great for: Practising segmenting


Teaching ideas for this resource



Tricky Word Trucks

A tricky word (and other HfV) flashcards game. Great for: Practising reading tricky words


Teaching ideas for this resource



PICK A PICTURE

Blend to read each word then find the matching picture. Great for: Practising blending


Teaching ideas for this resource



Flash Cards

Look at the flashcard and say the sound. How quickly can you go? Great for: Grapheme recognition

Teaching ideas for this resource



DRAGON'S DEN

A version of 'Buried Treasure'. Blend to read the words on the eggs. Are they real or fake? Great for: Practising blending

Teaching ideas for this resource

Tip: If you get stuck, type in 'Mr Thorne does phonics' into YouTube. He can help!

Writing

Write the introduction for exciting story.

Write an opening to your story.

- Use a time adverbial opener- e.g. *Late that night...*
- Name your character
- Tell me what your character is doing, e.g. *George snuggled down into his favourite triangle patterned, blue blanket.*
- Tell me how he feels, e.g. *George felt tired and extremely content as he nodded off to sleep.*
- What is he thinking? e.g. *George thought "I haven't been this tired in a while!"*
- What sounds can he hear? e.g. *The cars zoom by quietly in the distance.*
- How does your character sound as he sleeps? E.g. *Zzzz! Zzzz! Zzzz!*

Remember:

- Only write about the picture above.
- Make sure your sentences make sense.

	<ul style="list-style-type: none"> ● Check your punctuation.
RE:	<p>Easter</p> <p>Remind yourself of the Christian story of Easter by watching this video https://www.youtube.com/watch?v=Wnbo2AmS3OI</p> <p>Read through and look at the attached Easter story below.</p>
Extra fun:	<p>Continue with the Nations story at: https://www.youtube.com/watch?v=rs3rCIhtQso</p> <p>or try learning Music with Mylene Klass: https://www.youtube.com/channel/UCQh2wgJ5tOrixYBn6jFXsXQ</p>

1.

Jesus arrived in Jerusalem on Palm Sunday. The people were happy to see Jesus and waved palm branches.



Some important people were jealous of how much the people loved Jesus.



Judas was one of Jesus' special friends. The important people gave Judas money to tell them where Jesus was so they could arrest him.



2.

Jesus had a special dinner called a Passover meal with his friends. This meal is now known as the Last Supper.



Jesus gave his friends bread and wine. He then told them that one of them had turned against him.



3.

Then Jesus went to pray in the garden of Gethsemane.



Judas told the important people where Jesus was. Jesus was arrested.




4.


Pontius Pilate set Barabbas free instead of Jesus. The crowd wanted Jesus punished.



Simon carried Jesus' cross to the hill.



Jesus had to carry a heavy cross through the streets of Jerusalem.




5.

Jesus died on the cross. His friends and family were very sad.



Jesus' body was put into a tomb. A large, heavy stone was put in front of the entrance.



6.

On the third day, Mary and some of Jesus' other friends went to the tomb. Jesus' body wasn't there and the stone had been rolled away. An angel told them that Jesus had risen from the dead.



Jesus visited his friends before going to heaven.

